



Project \_\_\_\_\_

Item numbers \_\_\_\_\_

Quantity \_\_\_\_\_

Length \_\_\_\_\_

## Model ES53

The ES53 has 3/8" clear tempered glass with round, and corners and the posts are made with 304 stainless steel. It can be extended in multi-bay options. ES53 is flat post model from the top side. Curve shape option available in different layouts in this model. This model is available with optional LED lighting which brightens your food on display. ADM Sneezeguards have been manufacturing sneeze guards for over 33 years located in Antioch California. We have a solid reputation and are known thru out the industry as offering a durable and cost-effective product.



### Model Features

- Multiple configuration
- Top shelf for display and additional protection
- Operator friendly
- Available with LED lights and food warmers
- 2-1/2" Twist-Lock compression flange
- Layout Options

### Standard Features

- 3/8" Clear tempered glass with polished edges and radius corners.
- Conformance with ASTN C1048-04 and tested to ANSI Z97.1 standard and certified.
- Multiple finishes
- Mounting options
- End Panels

### Options

- Brushed stainless Steel
- Power Coat RAL.....Color
- LED lighting

### Accessories

- Adjustable Brackets Pairs
- Flange Cover
- Compression flange
- Support post PC/SS
- Back horizontal tube
- Post clip

All products are manufactured to the highest standards in accordance to NSF and SGCC guidelines. To read more please see our website at [www.sneezeguard.com](http://www.sneezeguard.com)

Please read our Installation and operating manual for safety and installation guidance.





# Model ES53



**Standard Flange**



**Flange with Cover**



**Standard Flange**

The standard flange is approx. 2" in diameter and accepts a number 8 course drywall screw. We recommend a 2" long screw for most installations, screws are not included as we do not know what surface type you will be mounting onto so the length of the screw will vary ([see video](#)).

**Flange with Cover**

Flange covers are designed to fit over existing flanges and hid the mounting screws from view and debris that may fall into screw heads ([see video](#)).



**Above Counter Compression**



**Below Counter Compression**



**Above Counter Compression**

The above counter compression is approx. 2-1/2" wide and accepts a number 8 course drywall screw. Post can be secured down by either a side set screw or via compression bell which uses a wrench to tighten down (wrench included) ([see video](#)).

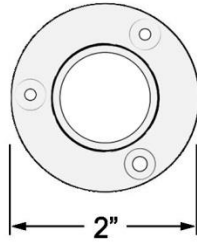
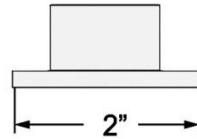


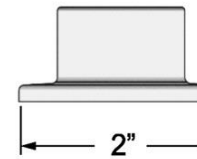
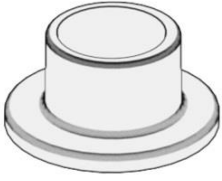
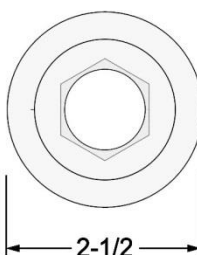
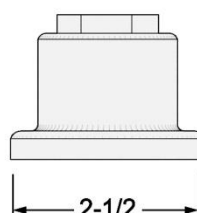
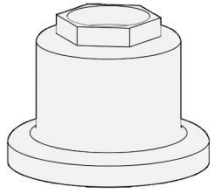
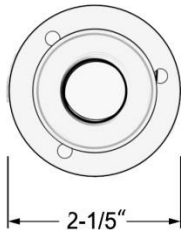
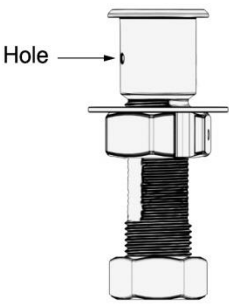
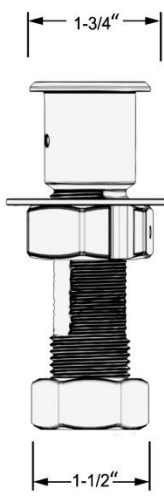
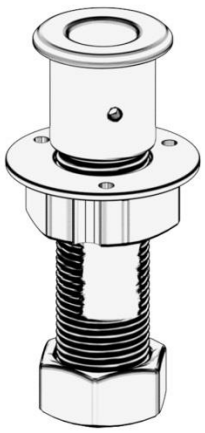
**Below Counter Compression**

The below counter compression allows for thru the counter installs and allows for adjustment of post height after install. This flange can not only clamp onto counter but also compress onto post. It can also be reversed mounted so not to void out any solid surface warranty. Speed socket for 3/8" drive ratchet is included ([see video](#)).



# Model ES53

DIMENSIONS (Shown in inches)

<p><b>Standard Flange</b></p>	<p><u>Top view</u></p> 	<p><u>Front view</u></p> 	<p><u>Perspective view</u></p> 
<p><b>Flange with Cover</b></p>	<p><u>Top view</u></p> 	<p><u>Front view</u></p> 	<p><u>Perspective view</u></p> 
<p><b>Above Counter Compression</b></p>	<p><u>Top view</u></p> 	<p><u>Front view</u></p> 	<p><u>Perspective view</u></p> 
<p><b>Below Counter Compression</b></p>	<p><u>Top view</u></p>  <p>Hole →</p>  <p>Hole required 1-3/8"</p>	<p><u>Front view</u></p> 	<p><u>Perspective view</u></p> 




# Model ES53

## ES53

This product is covered by one or more of the following patents with additional pending.

- [USD427460S](#)   [US6132018A](#)   [US8196872B1](#)
- [US9557004B1](#)   [USD866309S1](#)   [US8936223B1](#)
- [USD699546S1](#)   [US9062483B1](#)   [USD720604S1](#)
- [USD741696S1](#)   [USD741157S1](#)   [USD659517S1](#)
- [US8973876B1](#)   [USD752908S1](#)   [US8302919B1](#)
- [USD625984S1](#)   [USD720605S1](#)   [USD636658S1](#)
- [US9399882B1](#)   [USD719820S1](#)   [USD867117S1](#)
- [US9144329B1](#)   [USD625170S1](#)   [USD719821S1](#)
- [USD741697S1](#)   [USD690190S1](#)   [US8898862B1](#)
- [US8925153B1](#)



### LED BAR SPECIFICATIONS

LED Bar SIZE	24"	30"	36"	42"	48"	54"
Sections	1	1	1	2	2	3
LED Bulb	18	18	18	18*2	18*2	18*3
110v input	12v DC	12v DC	12v DC	12v DC	12v DC	12v DC
Lumens	360	360	360	720	720	1080

#### Dimensions

ES53 dimension for 1 Bay, 2 Bay, 3 Bay, and 4 Bay is 8"-54", and custom size, and all glass thicknesses are the same size 3/8".

#### Shipping

- Shipping with minimum time
- Shipping with safe packaging
- Shipping exact location
- Shipping multi-bay with different-different parts






# Model ES53

## Specifications Bays Options

Select Bay	(Measurements)- Face Length A	(Measurements)- Face Length B	(Measurements) - Face Length C	(Measurements)- Face Length D	Options				
					End Glass	Flange Covers	Light Bar	Post Finish	Glass corners-Round/Square
<a href="#">1 Bay</a>	8" - 54"	NA	NA	NA	Available	Available	Available	Brushed stainless steel	Available
<a href="#">2 Bay</a>	8" - 54"	8" - 54"	NA	NA	Available	Available	Available	Brushed stainless steel	Available
<a href="#">3 Bay</a>	8" - 54"	8" - 54"	8" - 54"	NA	Available	Available	Available	Brushed stainless steel	Available
<a href="#">4 Bay</a>	8" - 54"	8" - 54"	8" - 54"	8" - 54"	Available	Available	Available	Brushed stainless steel	Available

## Countertop Layout Options





# Model ES53

## Round Glass Options

Select Bay	Options					Radius	Layout Options
	Round Shape	Round – Face A	Round – Face B	Round – Face C	Round – Face D		
<a href="#">1 Bay</a>	Left Curve	Curve	NA	NA	NA	10"-200"	Available
<a href="#">2 Bay</a>	Left Curve	Curve/Straight	Curve/Straight	NA	NA	10"-200"	Available
<a href="#">3 Bay</a>	Left Curve	Curve/Straight	Curve/Straight	Curve/Straight	NA	10"-200"	Available
<a href="#">4 Bay</a>	Left Curve	Curve/Straight	Curve/Straight	Curve/Straight	Curve/Straight	10"-200"	Available

### Dimensions

ES53 dimension for 1 Bay, 2 Bay, 3 Bay, and 4 Bay is 8"-54", and all glass thicknesses are the same size 3/8".

### Shipping

- Shipping with minimum time
- Shipping with safe packaging
- Shipping exact location
- Shipping multi-bay with different-different parts

### Installation requirements

Our sneeze guards are designed with center to center dimensions in mind. Please allow for flange width when considering your installation overall size.

### Model ES53 specification

In this ES53 model include both side (Left & Right) post with led bar option. Post distance is up to 54". Its finishes with brushed stainless steel, and powder coated. Curve shape (10"-200" radius) options available in different layouts in this model. This model using the left and right-side end panels. The Led bar is most important part of this model which brings a beautiful look.

It can be easily installed on the food counter or reception desk. Post with standard base flange options. Twist lock with compression flange options. Specially used for food counter or buffet system



## Model ES53

