



Project _____

Item numbers _____

Quantity _____

Length _____

Model EP15

The model EP15 is available with 1/4" or 3/8" clear tempered glass, polished edges and your choice of square or radius corners, the posts are made with 304 stainless steel. It has pivoting adjustable brackets. Corner post available in this model. This model is available with optional LED lighting which brightens your food on display. ADM Sneezeguards have been manufacturing sneeze guards for over 33 years located in Antioch California. We have a solid reputation and are known thru out the industry as offering a durable and cost-effective product.

Model Features

- Multiple configuration
- Operator friendly
- Available with LED lights and food warmers
- Pivoting glass panel
- Tilt post at 10°

Standard Features

- 1/4" Clear tempered glass with polished edges and square/round corners.
- Conformance with ASTN C1048-04 and tested to ANSI Z97.1 standard and certified.
- Multiple finishes
- Mounting options
- Corner post options





Options

- Brushed Stainless Steel
- Brushed Aluminum
- Powder Coat RAL.....Color
- LED lighting

Accessories

- Adjustable Brackets Pairs
- Standard Flange
- Flange Cover
- Support post PC/SS
- Back horizontal tube
- Post clip



 All products are manufactured to the highest standards in accordance to NSF and SGCC guidelines. To read more please see our website at www.sneeze-guard.com

 Please read our Installation and operating manual for safety and installation guidance.





Model EP15



Standard Flange



Flange with Cover



Standard Flange

The standard flange is approx. 2" in diameter and accepts a number 8 coarse drywall screw. We recommend a 2" long screw for most installations, screws are not included as we do not know what surface type you will be mounting onto so the length of the screw will vary ([see video](#)).

Flange with Cover

Flange covers are designed to fit over existing flanges and hid the mounting screws from view and debris that may fall into screw heads ([see video](#)).

DIMENSIONS (Shown in inches)

Standard Flange	<u>Top view</u>	<u>Front view</u>	<u>Perspective view</u>
Flange with Cover	<u>Top view</u>	<u>Front view</u>	<u>Perspective view</u>



Model EP15



LED Light Bar

EP15

This product is covered by one or more of the following patents with additional pending.

- [USD427460S](#) [US6132018A](#) [US8196872B1](#)
- [US9557004B1](#) [USD866309S1](#) [US8936223B1](#)
- [USD699546S1](#) [US9062483B1](#) [USD720604S1](#)
- [USD741696S1](#) [USD741157S1](#) [USD659517S1](#)
- [US8973876B1](#) [USD752908S1](#) [US8302919B1](#)
- [USD625984S1](#) [USD720605S1](#) [USD636658S1](#)
- [US9399882B1](#) [USD719820S1](#) [USD867117S1](#)
- [US9144329B1](#) [USD625170S1](#) [USD719821S1](#)
- [USD741697S1](#) [USD690190S1](#) [US8898862B1](#)
- [US8925153B1](#)

LED BAR SPECIFICATION

LED Bar SIZE	24"	30"	36"	42"	48"	54"
Sections	1	1	1	2	2	3
LED Bulb	18	18	18	18*2	18*2	18*3
110v input	12v DC	12v DC	12v DC	12v DC	12v DC	12v DC
Lumens	360	360	360	720	720	1080

Dimensions

EP15 dimension for 1 Bay, 2 Bay, 3 Bay, and 4 Bay is 8"- 54", and all glass Thicknesses are the same size 1/4".

Shipping

- Shipping with minimum time
- Shipping with safe packaging
- Shipping exact location
- Shipping multi-bay with different-different parts



ADM Sneezeguards | 2300 Wilbur Ave, Antioch CA 94549. | 800-690-0002 | 925-680-8764



www.sneeze-guard.com | sales@sneeze-guard.com | [Helpful Terminology](#) | [Dealer inquiries](#) | [FAQS](#) | [Chat](#)



Model EP15

Specifications Bays Options

Select Bay	(Measurements)- Face Length A	(Measurements)- Face Length B	(Measurements)- Face Length C	(Measurements)- Face Length D	Post Height	Options					Custom Sizes
						End Glass	Flange Covers	Light Bar	Post Finish	Glass Corners Squire/ Rounded	
1 Bay	8"- 54"	NA	NA	NA	18"- 22"	Available	Available	Available	Brushed stainless/ coated black /	Available	Available
2 Bay	8"- 54"	8"- 54"	NA	NA	18"- 22"	Available	Available	Available	Brushed stainless/ coated black /	Available	Available
3 Bay	8"- 54"	8"- 54"	8"- 54"	NA	18"- 22"	Available	Available	Available	Brushed stainless/ coated black /	Available	Available
4 Bay	8"- 54"	8"- 54"	8"- 54"	8"- 54"	18"- 22"	Available	Available	Available	Brushed stainless/ coated black /	Available	Available

Specifications Bays Options

Select Bay	Extras	
	Adjustable Brackets	Frosted Glass
1 Bay	Available	Available
2 Bay	Available	Available
3 Bay	Available	Available
4 Bay	Available	Available



Model EP15

Corner Post Options

Select Bay	Corner Post Type		Corner Post Angle		1 st Post	2 nd Post	3 rd Post	Extra
	Inner	Outer	90 ⁰ Degree	135 ⁰ Degree				
1 Bay	NA	NA	NA	NA	NA	NA	NA	
2 Bay	NA	Available	Available	Available	Available	NA	NA	Available
3 Bay	NA	Available	Available	Available	Available	Available	NA	Available
4 Bay	NA	Available	Available	Available	Available	Available	Available	Available

Dimensions

EP15 dimension for 1 Bay, 2 Bay, 3 Bay, and 4 Bay is 8" - 54", and all glass Thicknesses are the same size 1/4".

Shipping

- Shipping with minimum time
- Shipping with safe packaging
- Shipping exact location
- Shipping multi-bay with different-different parts

Installation requirements

Our sneeze guards are designed with center to center dimensions in mind. Please allow for flange width when considering your installation overall size. 1/4" tempered glass is standard for lengths up to 42" center to center, 3/8" is for up to 54".

Model EP15 specification

In this model of EP15 standard post distance is up to 42" with a maximum of 54". Its finishes with brushed stainless steel and powder coat black. This model has corner post options with standard flange. This model using the left and right-side end panels with using 1/4" clear tempered glass. The Led bar is most important part of this model which brings a beautiful look.

It can be easily installed on the food counter or reception desk. Post with standard base flange option. Specially used for food counter or office place.



Model EP15



ADM Sneezeguards | 2300 Wilbur Ave, Antioch CA 94549. | 800-690-0002 | 925-680-8764



www.sneeze-guard.com | sales@sneeze-guard.com | [Helpful Terminology](#) | [Dealer inquiries](#) | [FAQS](#) | [Chat](#)