



Project \_\_\_\_\_

Item numbers \_\_\_\_\_

Quantity \_\_\_\_\_

Length \_\_\_\_\_

## Model B-950-SWIVEL

The B-950-SWIVEL model has 3/8" tempered glass with polished edges and radius corners, the posts are made with 304 stainless steel. It is a multi-bay glass model, and it has a panel pivot to desired angle option. Corner post available in this model. This model is available with optional LED lighting which brightens your food on display. ADM Sneezeguards have been manufacturing sneeze guards for over 33 years located in Antioch California. We have a solid reputation and are known thru out the industry as offering a durable and cost-effective product.



### Model Features

- Multiple configuration
- Top shelf for display and additional protection
- Operator friendly
- Available with LED lights and food warmers
- Adjustable height posts
- Pivoting glass panel

### Standard Features


- 3/8" tempered glass with polished edges and radius corners.
- Conformance with ASTN C1048-04 and tested to ANSI Z97.1 standard and certified.
- Multiple finishes
- Mounting options
- Corner post options


### Options

- Brushed stainless Steel
- Powder Coat Black
- LED lighting

### Accessories

- Adjustable Brackets Pairs
- Support post PC/SS
- Back horizontal tube
- Post clip

 All products are manufactured to the highest standards in accordance to NSF and SGCC guidelines. To read more please see our website at [www.sneezeguard.com](http://www.sneezeguard.com)

 Please read our Installation and operating manual for safety and installation guidance.



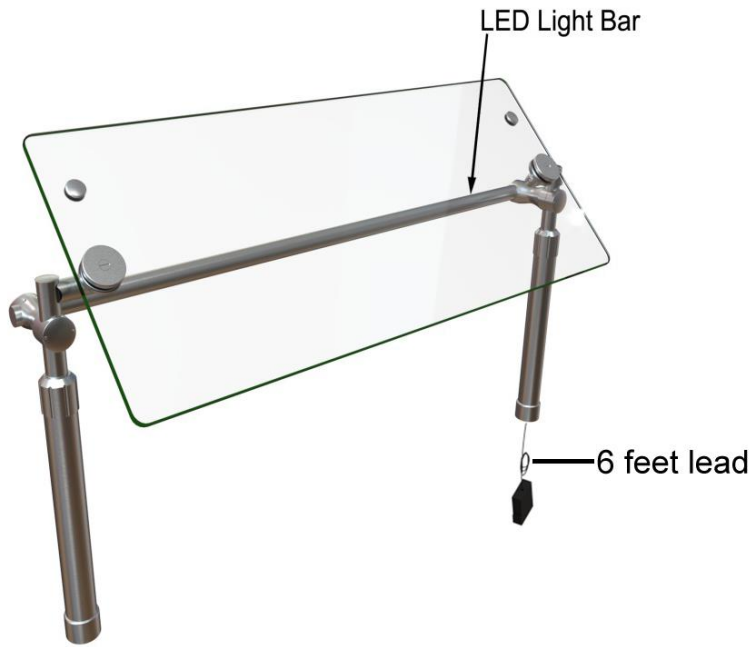


# Model B-950-SWIVEL

## B-950-SWIVEL

This product is covered by one or more of the following patents with additional pending.

- [USD427460S](#)   [US6132018A](#)   [US8196872B1](#)
- [US9557004B1](#)   [USD866309S1](#)   [US8936223B1](#)
- [USD699546S1](#)   [US9062483B1](#)   [USD720604S1](#)
- [USD741696S1](#)   [USD741157S1](#)   [USD659517S1](#)
- [US8973876B1](#)   [USD752908S1](#)   [US8302919B1](#)
- [USD625984S1](#)   [USD720605S1](#)   [USD636658S1](#)
- [US9399882B1](#)   [USD719820S1](#)   [USD867117S1](#)
- [US9144329B1](#)   [USD625170S1](#)   [USD719821S1](#)
- [USD741697S1](#)   [USD690190S1](#)   [US8898862B1](#)
- [US8925153B1](#)



LED Light Bar

### LED BAR SPECIFICATIONS

LED Bar SIZE	24"	30"	36"	42"	48"	54"	60"	66"
Sections	1	1	1	2	2	3	3	3
LED Bulb	18	18	18	18*2	18*2	18*3	18*3	18*3
110v input	12v DC	12v DC	12v DC	12v DC	12v DC	12v DC	12v DC	12v DC
Lumens	360	360	360	720	720	1080	1080	1080





# Model B-950-SWIVEL

## Specifications Bays Options

Select Bay	(Measurements)- Face Length A	(Measurements)- Face Length B	(Measurements)- Face Length C	(Measurements)- Face Length D	Options				Custom Sizes
					End Glass	Light Brackets	Light Bar	Post Finish	
<a href="#">1 Bay</a>	24" - 66"	NA	NA	NA	Available	Available	Available	Brushed stainless /coated black	Available
<a href="#">2 Bay</a>	24" - 66"	24" - 66"	NA	NA	Available	Available	Available	Brushed stainless /coated black	Available
<a href="#">3 Bay</a>	24" - 66"	24" - 66"	24" - 66"	NA	Available	Available	Available	Brushed stainless /coated black	Available
<a href="#">4 Bay</a>	24" - 66"	24" - 66"	24" - 66"	24" - 66"	Available	Available	Available	Brushed stainless /coated black	Available

### Dimensions

B-950-SWIVEL dimension for 1 Bay, 2 Bay, 3 Bay, and 4 Bay is 24"-66", and all glass Thicknesses are the same size 3/8".

### Shipping

- Shipping with minimum time
- Shipping with safe packaging
- Shipping exact location
- Shipping multi-bay with different-different parts



# Model B-950-SWIVEL

## Corner Post Options

Select Bay	Corner Post Type		Corner Post Angle		1 <sup>st</sup> Post	2 <sup>nd</sup> Post	3 <sup>rd</sup> Post
	Inner	Outer	90 <sup>0</sup> Degree	135 <sup>0</sup> Degree			
<a href="#">1 Bay</a>	NA	NA	NA	NA	NA	NA	NA
<a href="#">2 Bay</a>	Available	Available	Available	Available	Available	NA	NA
<a href="#">3 Bay</a>	Available	Available	Available	Available	Available	Available	NA
<a href="#">4 Bay</a>	Available	Available	Available	Available	Available	Available	Available

### Dimensions

B-950-SWIVEL dimension for 1 Bay, 2 Bay, 3 Bay, and 4 Bay is 24"-66", and all glass Thicknesses are the same size 3/8".

### Shipping

- Shipping with minimum time
- Shipping with safe packaging
- Shipping exact location
- Shipping multi-bay with different-different parts

### Installation requirements

Our sneeze guards are designed with center to center dimensions in mind. Please allow for flange width when considering your installation overall size.

### B-950-SWIVEL Specification

In this B-950-SWIVEL model uses 3/8" clear tempered glass and can cover distances is up to 66". Its finishes with brushed stainless steel or powder coat black. In this model, a corner post available with an inner and outer post. This model using the left and right-side end panels. The Led bar is most important part of this model which brings a beautiful look.

It can be easily installed on the food counter or reception desk. Post with simple base flange option. Specially used for food counter or buffet system.






## Model B-950-SWIVEL



ADM SneezeGuards | 2300 Wilbur Ave, Antioch CA 94549. | 800-690-0002 | 925-680-8764

 [www.sneeze-guard.com](http://www.sneeze-guard.com) | [sales@sneeze-guard.com](mailto:sales@sneeze-guard.com) | [Helpful Terminology](#) | [Dealer inquiries](#) | [FAQS](#) | [Chat](#)