

Project Name: \_\_\_\_\_

Item: \_\_\_\_\_

Qty: \_\_\_\_\_

Length: \_\_\_\_\_

# ADM/B-950

Construction:

- 1" Round Tubing w/ 1- $\frac{1}{2}$ " lower tubing
- Pivoting, Rotational & Positional Glass Panel
- Adjustable Glass & Tube Height
- Independently Pivotal Bays

Available Finishes:

- Brushed Stainless Steel

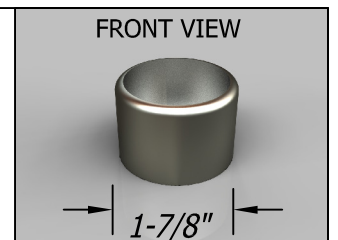

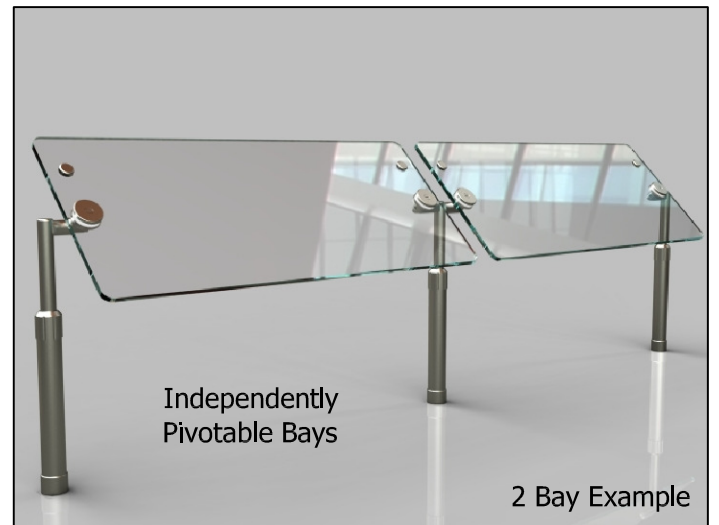
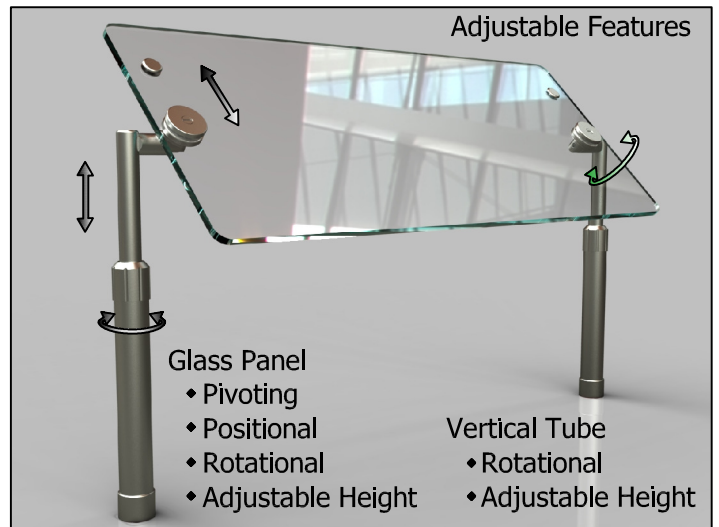
Glass

- 3/8" Clear Tempered  
 Polished Edges  
 3/4" Radius Corners  
 Mid-point and Offset Mount Locations

Availability

Posts: InStock  
 Glass: InStock (In various size selections)

NOTES:



-E-MAIL-  
 SALES@SNEEZEGUARDS.COM



-WEB SITE-  
 WWW.SNEEZEGUARD.COM

